




# MyvScan Data and Locator Management App




- Manage the locator and its data
- Automatic firmware updates
- Calibration verification
- Add a custom startup screen
- Limit the use of modes or frequencies

Manage a single vScan or a fleet of vScan's series locators with the MyvScan Data Management App. With this free app, it is easy to keep the firmware of the vScan receiver up to date and with the latest features. The MyvScan management tool allows the user to configure the features in the locator, download data collected from locating, and set alarms useable while locating.


Configure the vScan by turning features on or off, selecting which frequencies the user has access to, and creating a custom startup screen. When the vScan is connected to a computer running the data management app, the program will automatically search our database for the latest software for both the locator and desktop application. The locator connects to the computer running the data management app by the supplied mini-USB cable.

 **Data Transfer** - Download the data collected from the vScan, including time-stamped GPS coordinates, depth measurements, and current on the line. Data can be exported in csv, kml, shp, xls, or xlsx formats.

 **Software & Firmware Updates** - The MyvScan app automatically checks for app updates and locator firmware updates whenever connected to the internet.

 **Self-test and Calibration Verification** - All self-test results are automatically sent to the MyvScan management app. When the vScan passes the self-test, a calibration certificate will be available for download in the management app.

 **Personalize** - Add owner or user information, a background picture or logo, or a short message to the startup screen.

 **Lock Out** - The locator configurations and settings can be locked, enabling equipment or safety officers to ensure that the user cannot override features selected or removed by management. (Requires optional lockout dongle)



The software and locator firmware updates are shown whenever connected to the internet.



Select which modes and frequencies will appear in the locator's menu.



Select which menu options will appear in the locator's menu.



Add a custom start screen to the locator.

MyvScan System Requirements and Specifications	
<b>Operating System</b>	Microsoft Windows 10 version 1809 or later
<b>Minimum CPU or processor speed</b>	One gigahertz (GHz) or faster processor or System on a Chip (SoC)
<b>Graphics card</b>	DirectX 9 or later with WDDM 1.0 driver
<b>Minimum system memory (RAM)</b>	1 Gigabyte (GB) for 32-bit Microsoft Windows or 2 GB for 64-bit Microsoft Windows
<b>Minimum free storage space</b>	100 megabytes (MB)
<b>Peripherals</b>	USB 2.0 (or later) port
<b>Internet Connection</b>	Internet connectivity is necessary to perform updates and to download and take advantage of some features.
<b>Compatibility</b>	vScan, vScanM, vScan GPS, vScan Bluetooth

## Compatibility



Local Vivax-Metrotech Distributor:

### Vivax-Metrotech Corporation

3251 Olcott Street, Santa Clara, CA 95054, USA

**T/Free: 1-800-446-3392**

**Tel: +1-408-734-3880**

www.vivax-metrotech.com

Tag us on social media @vivax\_metrotech



V1.1

Please visit our website for full product specifications.